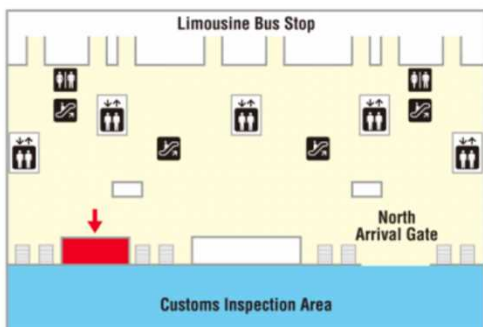


KANSAI RAILWAY PASS

Ticket pick-up place & business hours

KANSAI INTERNATIONAL AIRPORT

Location 1



Kansai Tourist Information Center Kansai International Airport

Kansai International Airport Terminal1 1F

Business hour;
9:00 a.m. ~ 7:00p.m.

Location 2



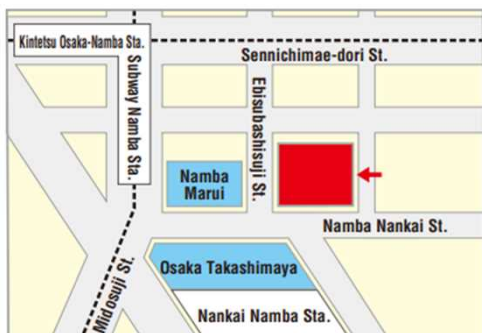
HANATOUR JAPAN Kansai Airport Information Counter

Kansai International Airport Terminal1 1F(North)

Business hour;
9:00 a.m. ~ 6:00 p.m.

OSAKA NAMBA - SHINSAIBASHI

Location 3

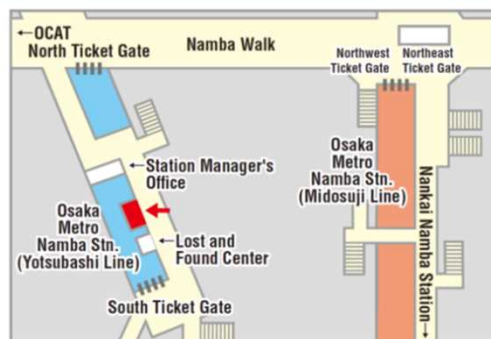


EDION NAMBA MAIN STORE 8th floor

Business hour;
10:00 a.m. ~ 9:00 p.m

Location 4

OSAKA NAMBA - SHINSAIBASHI



Osaka Metro Namba Station Commuter pass sales counter

Business hour;

9:00 a.m. ~ 8:00 p.m. (Mon. - Sat.)

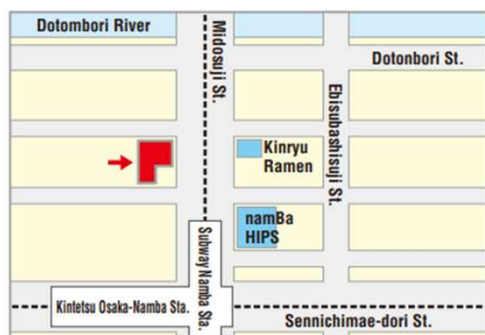
9:00 a.m. ~ 6:00 p.m. (Sun. & Holidays)

New Year Holiday Notice

*Jan. 1st

Close

Location 5

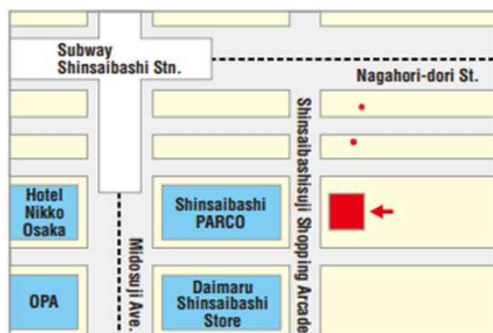


Sugi Pharmacy Namba Midosuji Store

Business hour;

10:00 a.m. ~ 11:00 p.m

Location 6



Sugi Pharmacy Shinsaibashi Store 3th floor

Business hour;

9:00 a.m. ~ 11:00 p.m

Location 7



Don Quijote Dotonbori store

Business hour;

10:00 a.m. ~ 4:00 a.m.

OSAKA NAMBA - SHINSAIBASHI

Location 8



Don Quijote Dotonbori Midosuji store

Business hour;
9:00 a.m. ~ 4:00 a.m.

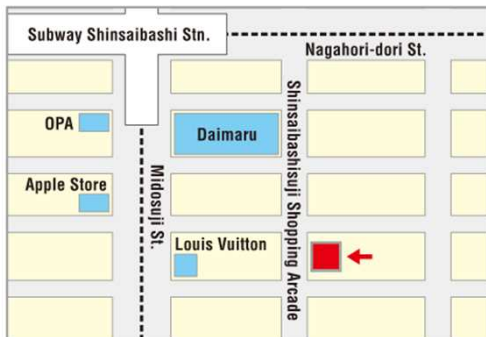
Location 9



Don Quijote Namba Sennichimae store

Business hour;
9:00 a.m. ~ 1:00 a.m.

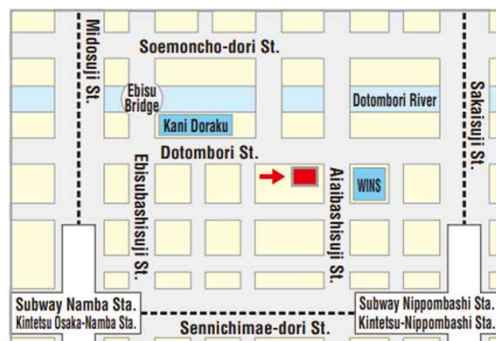
Location 10



Laox Shinsaibashisui store

Business hour;
11:00 a.m. ~ 23:00 p.m.

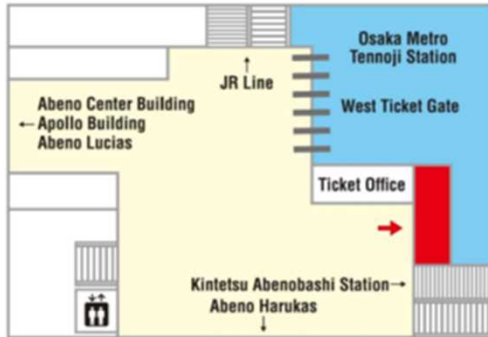
Location 11



Laox Osaka Dotonbori store

Business hour;
11:00 a.m. ~ 23:30 p.m.

Location 12



Osaka Metro Tennoji Station Commuter pass sales counter

Business hour;

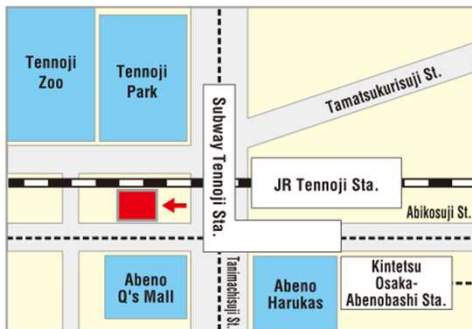
9:00 a.m. ~ 8:00 p.m. (Mon. - Sat.)

9:00 a.m. ~ 6:00 p.m. (Sun. & Holidays)

New Year Holiday Notice

* Jan. 1st Close

Location 13



Don Quijote Abeno Tennouji Ekimae store

Business hour;

9:00 a.m. ~ 1:00 a.m

Location 14

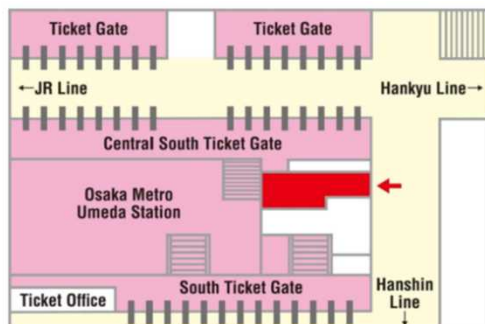


MEGA Don Quijote Shinsekai store

Business hour;

9:00 a.m. ~ 5:00 a.m

Location 15



Osaka Metro Umeda Station Commuter pass sales counter

Business hour;

7:00 a.m. ~ 8:00 p.m. (Mon. - Fri.)

9:00 a.m. ~ 8:00 p.m. (Sat.)

9:00 a.m. ~ 6:00 p.m. (Sun. & Holidays)

OSAKA UMEDA

Location 16



Sugi Pharmacy LINKS UMEDA Store 1st basement

Business hour;
9:30 a.m. ~ 22:00 p.m

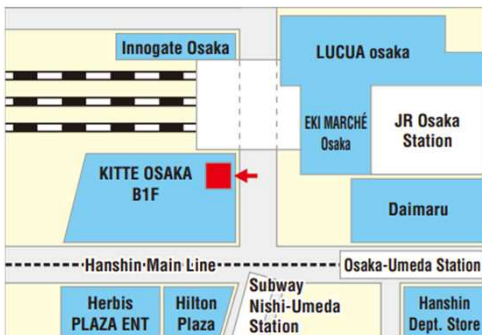
Location 17



Don Quijote Umeda Honten

Business hour;
Open 24 hours

Location 18

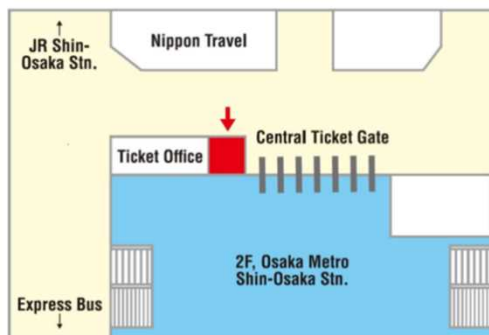


Sugi Pharmacy KITTE OSAKA Store 1st basement

Business hour;
9:00-23:00(Weekdays), 10:00-23:00(Sat.& Sun.&Holidays)

Location 19

SHIN-OSAKA

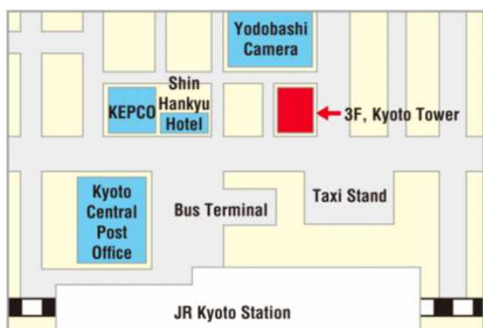


Osaka Metro Information Counter Shin-Osaka Station

Business hour;
9:00 a.m. ~ 3:30 p.m

Location 20

KYOTO

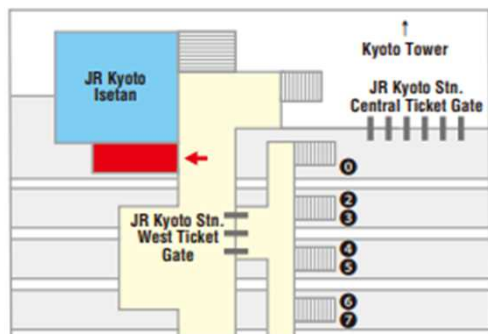


Kansai Tourist Information Center Kyoto

Kyoto Tower 3rd floor

Business hour;
10:00 a.m. ~ 5:30 p.m.
New Year Holiday Notice
*Dec.30th ~ Jan. 3rd Close

Location 21



Kyoto General Tourist Information Center KYONAVI

Kyoto Station Building 2nd floor

Business hour;
8:30 a.m. ~ 7:00 p.m.